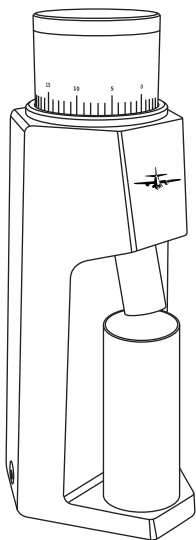


产品说明书/INSTRUCTIONS



 **MHW-3BOMBER** 狙击者电动磨豆机

产品部件及配件

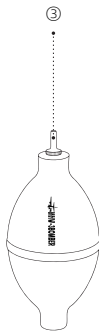
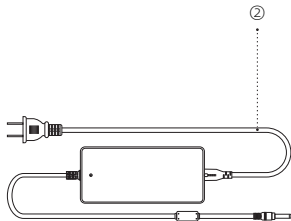
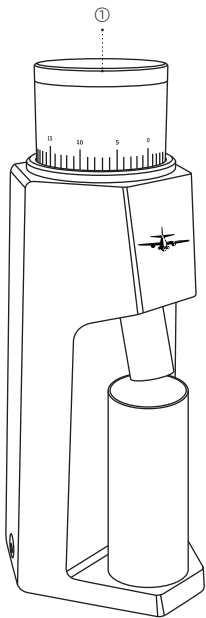
①磨豆机

②电源适配器

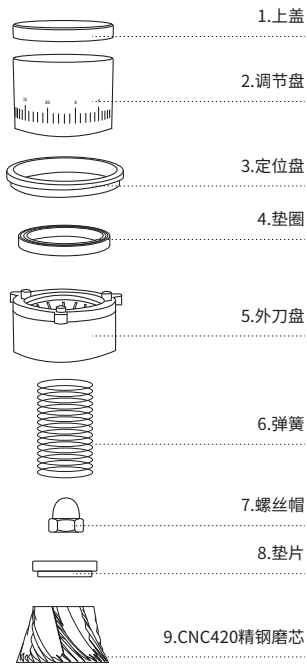
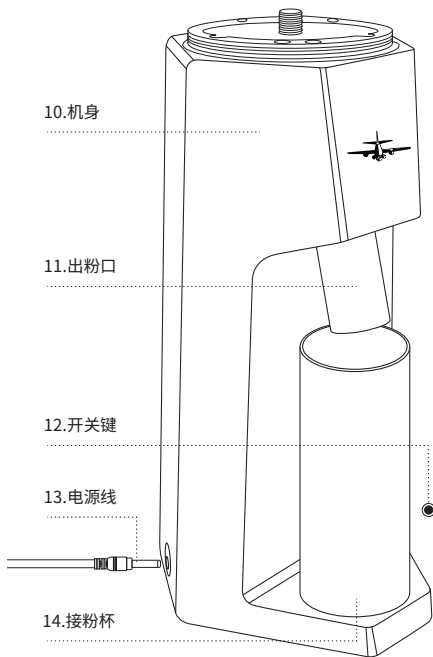
③气吹

④毛刷

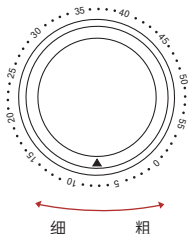
⑤说明书



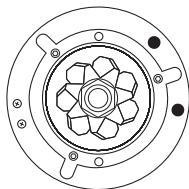
产品结构图



关于研磨度的调节



数值越小，研磨度越细，
反之数值越大研磨度越粗。



无极调节：更精准，便捷

本磨机采用48MM锥刀CNC 420精钢磨芯，
研磨更高效，可实现高研磨度和极低细粉率，
让研磨出来的咖啡粉状态相对均匀。

研磨度推荐



意式咖啡

建议20-40



摩卡壶

建议35-55



手冲/虹吸壶

建议70-100



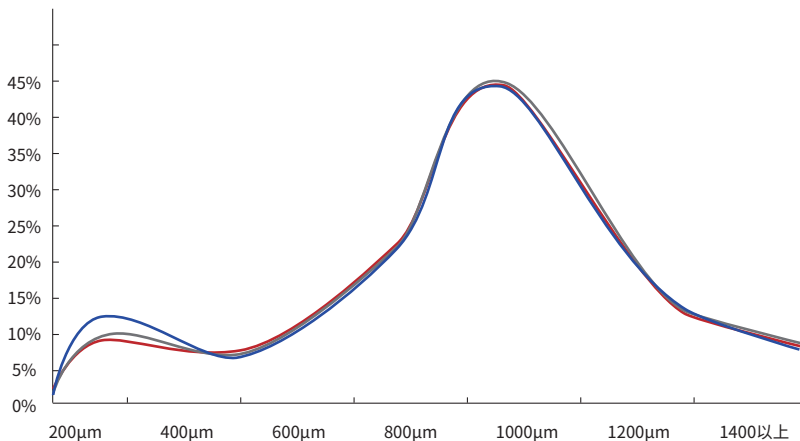
法压/冷萃

建议80-110

研磨测试

	200 μm 以下	200-300 μm	400-500 μm	500-800 μm	800-1100 μm	1100-1400 μm	1400 μm 以上
第一次测试	1.9	13	5.1	18.6	43	14	5.6
第二次测试	2.1	7	6.9	19.4	45	12	6.4
平均值	2	10	6	19	44	13	6

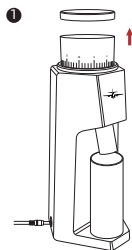
第一次测试 — 第二次测试 — 平均值 —



经测试0.85MM滤网过筛率约70%时为推荐杯测研磨度(以上为内部测试,仅供参考)。

操作指南

本设备会一次性将倒入的咖啡豆研磨完毕, 因此我们建议研磨咖啡豆前, 称好所需要的咖啡豆。



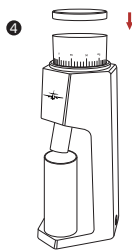
向上取下上盖



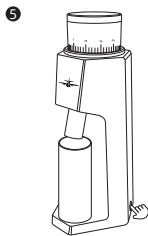
研磨设定




将咖啡豆放入豆仓 (15-30g)



盖上盖子



按下开关, 研磨开始



研磨结束, 倒出咖啡粉

注意事项

- ①接粉仓底部带有磁性,请勿将其放置电子秤上,以免损坏电子秤;
- ②每次磨豆完成后用毛刷,气吹清理出粉口;
- ③请勿对任何部件进行水洗;
- ④本设备为研磨咖啡豆使用,切勿研磨其它产品;
- ⑤请勿让儿童接触和操作本产品;
- ⑥研磨机为精密设备,如需拆卸刀盘及相关部件,请联系客服或在专业人员指导下进行,由个人拆卸带来的损坏品牌方对此不承担责任。

故障排除

故障	原因	解决方法
磨豆机正常运转 只有声音,但不进行研磨	出口堵塞 研磨度太细	将研磨度调粗,然后启动磨豆机,研磨过程中会疏通堵塞,然后运转过程中将研磨度调至所需要的刻度。

清洁保养

- ①断开电源,取出上盖,将研磨度调节盘,逆时针旋转取出;
- ②取出定位盘、垫圈、外刀盘、用气吹和毛刷对内外刀盘及内部进行清洁;
- ③清洁完成后,各个部件按顺序装回。

产品规格

型号	G5867B
品名	— — MHW-3BOMBER 狙击者电动磨豆机
操作方式	按键式
输入电压	AC-200-240V 50-60HZ
输出电压	24V
额定功率	15W
产品尺寸	约115x120x295mm
重量	约2.7KG
材质	铝合金、SUS420、SUS304、磁铁、PP胡桃木、硅胶

售后保修卡



感谢您购买MHW-3BOMBER品牌产品, 凭此售后保修卡产品未私自拆卸或无人为损伤, 可享受由购买日起为期1年的免费维修服务。

保修条例

以下情况不属于免费保修范围:

- ① 未按说明书规定操作, 维护, 保管, 自行拆卸等人为因素而造成的损坏;
- ② 使用不当, 意外疏忽(掉落等)造成的损坏;
- ③ 因不可抗力因素(如雷电, 地震, 火灾, 水灾等)造成损坏。

维护信息

产品名称及型号 _____

购买时间 _____

购买方式 _____

订单编号 _____

客户姓名 _____

客户联系方式 _____

退货原因 _____

售后登记

维修

换货

退货





维修记录

修理日期	故障情况	维修结果

关于我们

咖啡卓越的美学, 让我们不断创新设计来进一步完善, 每一件作品都来源于咖啡与生活的碰撞, 专业只是其一, 传递积极向上的正能量才是我们的根本。

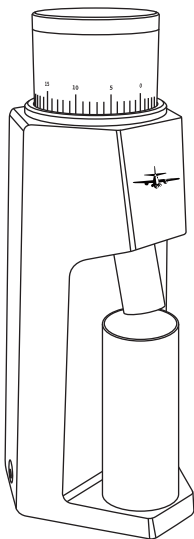
如有任何疑问请与我们联系

-  轰炸机咖啡设备制造(中山)有限公司
-  广东省中山市横栏镇茂辉工业区益辉三路1号
-  400-9922-092
-  WWW.MHW3BOMBER.COM



更多资讯关注官方公众号

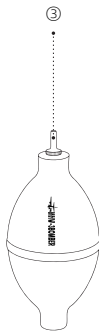
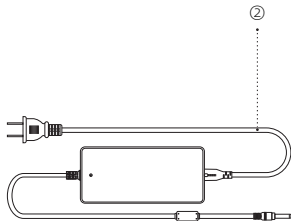
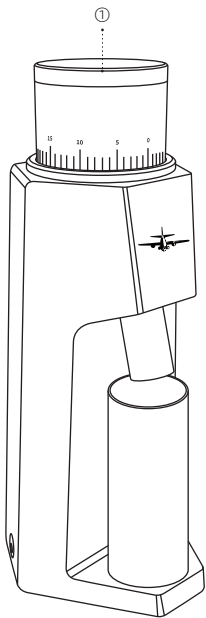
INSTRUCTIONS



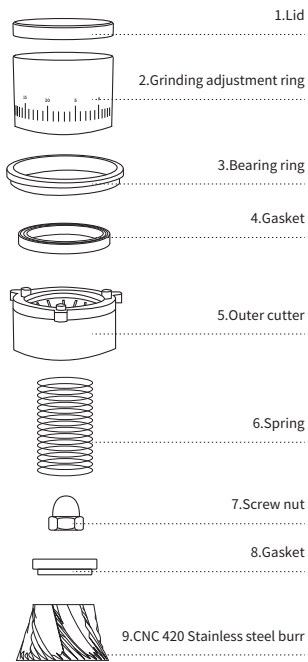
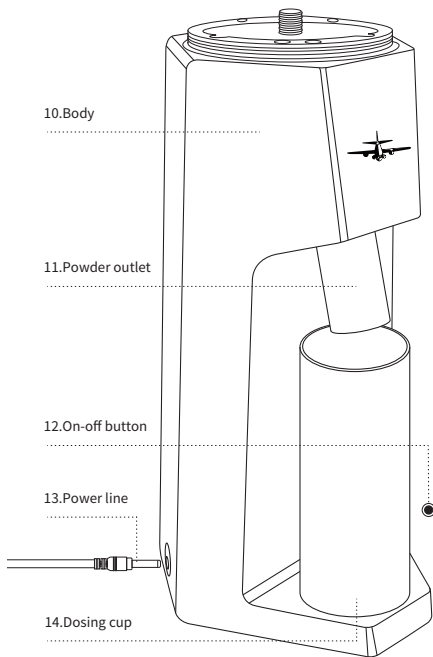
Sniper Electric Coffee Grinder

COMPONENTS AND ACCESSORIES

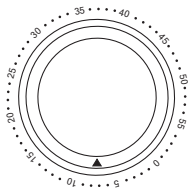
- ① Electric coffee grinder ② Power adapter ③ Air blower ④ Brush ⑤ Instructions



PRODUCT STRUCTURE

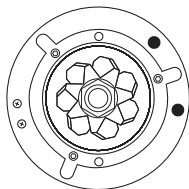


ABOUT GRINDING DEGREE



Fine Coarse

The smaller the number, the finer the grinding degree; conversely, the larger the number, the coarser the grinding degree.



Stepless adjustment:
more accurate and convenient

This grinding machine adopts 48MM CNC 420 stainless steel grinding conical burr, which makes grinding more efficient. It can achieve high grinding degree and very low fine powder rate, so that the ground coffee is relatively uniform.

GRINDING DEGREE RECOMMENDATION



Espresso

Recommend 20-40



Moka pot

Recommend 20-40



Drip coffee/Syphon

Recommend 70-100

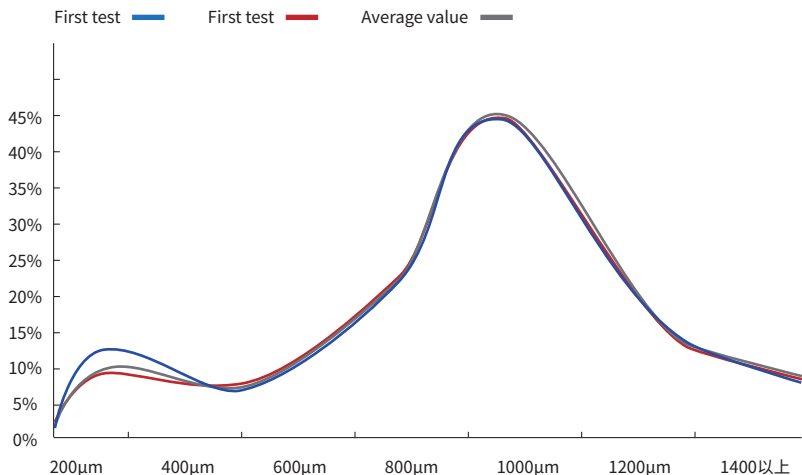


French press/Cold brew

Recommend 80-110

GRINDING TEST

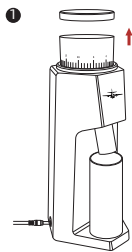
	Below200 μm	200-300 μm	400-500 μm	500-800 μm	800-1100 μm	1100-1400 μm	Above1400 μm
First test	1.9	13	5.1	18.6	43	14	5.6
First test	2.1	7	6.9	19.4	45	12	6.4
Average value	2	10	6	19	44	13	6



After testing, the grinding degree is recommended for cupping when using 0.85MM screen and the screen rate is about 70% (the above internal test is for reference only).

OPERATION INSTRUCTIONS

This grinder will grind the poured coffee beans all at once, so we recommend that you weigh the coffee beans you need before grinding.



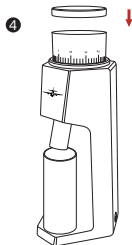
Lift off the top cover



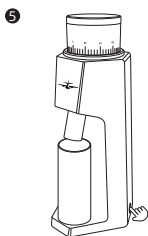
Set grinding degree




Pour coffee beans in hopper
(15-30g)



Cover the lid



Press on-off button, start grinding



Finish grinding, pour out
coffee powder

NOTICES

- ①The bottom of the dosing cup is magnetic. Do not place it on the electronic scale to avoid damaging to electronic scale;
- ②After each grinding, use a brush and air blow to clean out the powder outlet;
- ③Do not wash any parts;
- ④This equipment is used for grinding coffee beans, do not grind other products;
- ⑤Keep this product away from children;
- ⑥This grinding machine is a precision equipment. If you need to disassemble the cutter or related parts please contact customer service or under the guidance of professional personnel. Otherwise the brand will not be responsible for the damage caused by personal disassembly.


TROUBLESHOOTING GUIDE

Trouble	Cause	Solutions
The grinder operates normally,with only sound but no grinding	Outlet blocked / grinding degree is too fine	Adjust the grinding degree to coarser, and then start the grinding machine. During the grinding process, the blockage will be dredged and then adjust the grinding degree to the required scale during operation.

CARE INSTRUCTIONS

- ① Disconnect the power supply, take out the top cover, and rotate the grinding degree adjusting disc counterclockwise to take out;
- ② Take out the bearing ring, gasket, outer cutter, and clean the cutter inside and outside with air blower and brush;
- ③ After the cleaning is complete, install the components back in order.

PRODUCT SPECIFICATION

Model	G5867B
Name	 Sniper electric coffee grinder
Operation Mode	Button type
Input voltage	AC-200-240V 50-60HZ
Output voltage	24V
Rated power	15W
Product size	About115x120x295mm
Weight	About2.7KG
Material	Aluminum alloy, SUS420, SUS304, magnet, PP walnut, silicone

WARRANTY CARD



Thanks for purchasing MHW-3BOMBER products.

With this warranty card, it can enjoy free maintenance service for 1 year from the date of purchase if the product is not disassembled or damaged artificially.

WARRANTY RULES

THE FOLLOWING CONDITIONS DO NOT BELONG TO THE SCOPE OF FREE WARRANTY:

1. Damage caused by human factors such as operation, maintenance, storage and self-disassembly not in accordance with the instruction;
2. Damage caused by improper operations or accidents (falling, etc.)
3. Damage caused by force majeure factors (such as lightning, earthquake, fire, flood, etc.).

MAINTENANCE INFORMATION

Product name and model _____

Purchase time _____

Purchase methods _____

Order number _____

Customer name _____

Customer contact information _____

Return reason _____

POST-SALE SERVICE REGISTRATION

Maintenance

Change

Return

MAINTENANCE RECORD

Maintenance date	Fault condition	Maintenance result


ABOUT US


Based on excellent coffee aesthetics, we always improve and innovate our products for better performance.


Every product is inspired from coffee and life.

Professionalism is only the foundation, and the transmission of positive energy is actually our pursuit.

IF YOU HAVE ANY QUESTIONS, PLEASE CONTACT US

 MHW-3BOMBER Coffee Equipment Manufacturing
(Zhongshan) Co., Ltd.


 No. 1, Yihui 3rd Road, Maohui Industrial Zone, Henglan
Town, Zhongshan City, Guangdong Province


 400-9922-092

 WWW.MHW3BOMBER.COM



Instagram

 @MHW-3BOMBER

 @MHW-3BOMBER

 MHW3BOMBEROF@GMAIL.COM